



<h1>Risk Assessment</h1> <h2>according to AS1418.10 Appendix A</h2>	<p>Manufacturer: Zhejiang Dingli Machinery Co., Ltd</p> <p>Machine: Mobile Elevated Work Platform</p> <p>Serial number: BT30RT, BT28RT, BT26SRT, BT26RT, BT24RT, BA28RT, BA24RT</p>	<p>author: Dingli</p> <p>date: 2021.1.2</p>	
---------------------------------------------------------------------	-------------------------------------------------------------------------------------------------------------------------------------------------------------------------------------	---------------------------------------------	-------------------------------------------------------------------------------------

1	Determination of limits, intended use	See below		Reference to additional documents
1.1	use allowed	The mobile elevated work platform allows users to work at a certain height		Manual
1.2	restrictions, limits of use allowed	The machine cannot be used to other propose		Manual
1.3	foreseeable misuse/misapplication	See EN 280:2013+A1:2015 clause 1: scope.		Manual
2	Field of use	See below		
	private	N/A		N/A
	commercial	Professional		Manual
3	User population	Task	Qualification	
	qualified personnel	Required	YES	Training Evidence
	laities	N/A	N/A	N/A
	apprentices	N/A	N/A	N/A
	private use only:			
	children (declare age class)	<input type="checkbox"/> age above years		N/A
	older people	<input type="checkbox"/>		N/A
	handicapped	<input type="checkbox"/> kind of handicap		N/A
4	Materials	See below		
4.1	dangerous operating supplies	<input checked="" type="checkbox"/> Electricity <input checked="" type="checkbox"/> Hydraulic <input type="checkbox"/> Pneumatic <input type="checkbox"/> Thermal <input type="checkbox"/> Radiation		Manual
4.2	Dangerous materials in the parts the machine is consisting of	The machine is not consisting of dangerous materials		Manual
4.3	Dangerous materials which may be processed by the machine	No dangerous materials processed by the machine		N/A

<p style="text-align: center;">Risk Assessment</p> <p style="text-align: center;">according to AS1418.10 Appendix</p> <p style="text-align: center;">A</p>	<p>Manufacturer: Zhejiang Dingli Machinery Co., Ltd</p> <p>Machine: Mobile Elevated Work Platform</p> <p>Serial number: BT30RT, BT28RT, BT26SRT, BT26RT, BT24RT, BA28RT, BA24RT</p>	<p>author: Dingli</p> <p>date: 2021.1.2</p>	
---------------------------------------------------------------------------------------------------------------------------------------------------------------------------------	----------------------------------------------------------------------------------------------------------------------------------------------------------------------------------------------------------	-----------------------------------------------------------	-------------------------------------------------------------------------------------

The phases of life according to EN 12100-1 include: transport, assembling, installation, placing into operation, setup, teaching, programming, changeover, working process, cleaning, process interferences, troubleshooting, fault clearance, maintenance, placing out of operation, disassembling, waste disposal

Risk Assessment according to AS1418.10 Appendix A				Manufacturer: Zhejiang Dingli Machinery Co., Ltd Machine: Mobile Elevated Work Platform Serial number: BT30RT, BT28RT, BT26SRT, BT26RT, BT24RT, BA28RT, BA24RT			author: Dingli date: 2021.1.2				
Identification of hazards				Risk evaluation				Risk estimation, EN 13849-1 or EN954 or type I/II/III			
Phase of life	Hazard group, type	Origin group, type	Potential consequences	occurrence or protection goal	Description of solution	Standards	S	F	P	pl	Statement

1 Transport, assembling, installation											
1.1	Hazards associated with all tasks	<input checked="" type="checkbox"/> Errors of fitting <input checked="" type="checkbox"/> Lifting <input checked="" type="checkbox"/> Loading <input checked="" type="checkbox"/> Packing <input checked="" type="checkbox"/> Transportation <input checked="" type="checkbox"/> Unloading <input checked="" type="checkbox"/> Unpacking <input checked="" type="checkbox"/> Packing <input checked="" type="checkbox"/> Adjustments <input checked="" type="checkbox"/> Assembly <input checked="" type="checkbox"/> Connecting to disposal system (e.g. exhaust system, waste water installation) <input checked="" type="checkbox"/> Connection to power supply <input checked="" type="checkbox"/> Demonstration <input checked="" type="checkbox"/> Feeding, filling, loading of ancillary fluids (e.g.	<input checked="" type="checkbox"/> Crushing <input checked="" type="checkbox"/> Cutting or severing <input type="checkbox"/> Friction or abrasion <input checked="" type="checkbox"/> Impact <input type="checkbox"/> Injection <input checked="" type="checkbox"/> Shearing <input checked="" type="checkbox"/> Stabbing or puncture	Machine , components and accessories	Inherently safe machinery design and inform users of the residual risks: Detail description for transportation, assembling and installation of machine are mentioned in manual.	EN 280:2013+A1:2015 and MSD as reference,					OK

Risk Assessment according to AS1418.10 Appendix A				Manufacturer: Zhejiang Dingli Machinery Co., Ltd Machine: Mobile Elevated Work Platform Serial number: BT30RT, BT28RT, BT26SRT, BT26RT, BT24RT, BA28RT, BA24RT			author: Dingli date: 2021.1.2			
------------------------------------------------------------------	--	--	--	----------------------------------------------------------------------------------------------------------------------------------------------------------------------	--	--	----------------------------------	--	-------------------------------------------------------------------------------------	--

Identification of hazards				Risk evaluation			Risk estimation, EN 13849-1 or EN954 or type I/II/III				
Phase of life	Hazard group, type	Origin group, type	Potential consequences	occurrence or protection goal	Description of solution	Standards	S	F	P	pl	Statement

		lubricant, grease, glue)									
1.2	Hazards associated with all tasks	<input checked="" type="checkbox"/> Fixing, anchoring <input checked="" type="checkbox"/> Preparations for the installation (e.g. foundations, vibration isolators) <input checked="" type="checkbox"/> Running the machine without load <input checked="" type="checkbox"/> Testing <input checked="" type="checkbox"/> Trials with load or maximum load <input type="checkbox"/> Fencing	See above	See above	See above	EN 280:2013+A1:2015 and MSD as reference,					OK

2 Placing into operation											
2.1	Hazards associated with all tasks	Refer to 1+3	Refer to 1+3	Refer to 1+3	Refer to 1+3	Refer to 1+3					OK

3 Setup, teaching, programming, changeover											
3.1	Hazards	<input checked="" type="checkbox"/> Adjustment and	<input checked="" type="checkbox"/> Crushing	Machine and components	Inherently safe machinery design	EN					OK

<h1>Risk Assessment</h1> <h2>according to AS1418.10</h2> <h3>Appendix A</h3>	<p>Manufacturer: Zhejiang Dingli Machinery Co., Ltd</p> <p>Machine: Mobile Elevated Work Platform</p> <p>Serial number: BT30RT, BT28RT, BT26SRT, BT26RT, BT24RT, BA28RT, BA24RT</p>	<p>author: Dingli</p> <p>date: 2021.1.2</p>	
------------------------------------------------------------------------------	-------------------------------------------------------------------------------------------------------------------------------------------------------------------------------------	---------------------------------------------	-------------------------------------------------------------------------------------

Identification of hazards				Risk evaluation			Risk estimation, EN 13849-1 or EN954 or type I/II/III				
Phase of life	Hazard group, type	Origin group, type	Potential consequences	occurrence or protection goal	Description of solution	Standards	S	F	P	pl	Statement


	associated with all tasks	setting of protective devices and other components <input checked="" type="checkbox"/> Adjustment and setting or verification of functional parameters of the machine <input type="checkbox"/> Clamping /fastening the workpiece <input type="checkbox"/> Feeding, filling, loading of raw material <input checked="" type="checkbox"/> Functional test, trials <input checked="" type="checkbox"/> Mounting or changing tools, tool setting <input type="checkbox"/> programming verification <input checked="" type="checkbox"/> Verification of the final product	<input checked="" type="checkbox"/> Cutting or severing <input type="checkbox"/> Friction or abrasion <input checked="" type="checkbox"/> Impact <input type="checkbox"/> Injection <input checked="" type="checkbox"/> Shearing <input checked="" type="checkbox"/> Stabbing or puncture		and inform users of the residual risks: Refer to EN 280:2013+A1:2015, clause 7 and manual	280:2013+A1:2015 + EN 60204-1:2006+A1:2009 + MSD as reference,					
--	---------------------------	-------------------------------------------------------------------------------------------------------------------------------------------------------------------------------------------------------------------------------------------------------------------------------------------------------------------------------------------------------------------------------------------------------------------------------------------------------------------------------------------------------------------------------------------------------------------------------------------	----------------------------------------------------------------------------------------------------------------------------------------------------------------------------------------------------------------------------------------------------------------------------------------------------------	--	--------------------------------------------------------------------------------------------------	----------------------------------------------------------------	--	--	--	--	--

Risk Assessment according to AS1418.10 Appendix A				Manufacturer: Zhejiang Dingli Machinery Co., Ltd Machine: Mobile Elevated Work Platform Serial number: BT30RT, BT28RT, BT26SRT, BT26RT, BT24RT, BA28RT, BA24RT			author: Dingli date: 2021.1.2			
------------------------------------------------------------------	--	--	--	----------------------------------------------------------------------------------------------------------------------------------------------------------------------	--	--	----------------------------------	--	-------------------------------------------------------------------------------------	--

Identification of hazards				Risk evaluation			Risk estimation, EN 13849-1 or EN954 or type I/II/III				
Phase of life	Hazard group, type	Origin group, type	Potential consequences	occurrence or protection goal	Description of solution	Standards	S	F	P	pl	Statement

--	--	--	--	--	--	--	--	--	--	--	--

4 Working process												
4.1	Mechanical Hazards	<input checked="" type="checkbox"/> Acceleration, deceleration (kinetic energy) <input checked="" type="checkbox"/> Angular parts <input checked="" type="checkbox"/> Approach of a moving element to a fixed part <input checked="" type="checkbox"/> Cutting parts <input checked="" type="checkbox"/> Elastic elements <input checked="" type="checkbox"/> Falling objects <input checked="" type="checkbox"/> Gravity (stored energy) <input checked="" type="checkbox"/> Height from the ground <input checked="" type="checkbox"/> High pressure <input checked="" type="checkbox"/> Machinery mobility <input checked="" type="checkbox"/> Rotating elements <input checked="" type="checkbox"/> Rough, slippery	<input checked="" type="checkbox"/> Being run over <input type="checkbox"/> Being thrown <input checked="" type="checkbox"/> Crushing <input checked="" type="checkbox"/> Cutting or severing <input checked="" type="checkbox"/> Drawing-in or trapping <input checked="" type="checkbox"/> Entanglement <input checked="" type="checkbox"/> Friction or abrasion <input checked="" type="checkbox"/> Impact <input type="checkbox"/> Injection <input checked="" type="checkbox"/> Shearing <input checked="" type="checkbox"/> Slipping, tripping and falling <input checked="" type="checkbox"/> Stabbing or puncture		Inherently safe machinery design and construction, take necessary protection measures and inform users of the residual risks: Refer to EN 280:2013+A1:2015, clause 7 and manual	EN 280:2013+A1:2015 + EN 60204-1:2006+A1:2009						ok

Risk Assessment according to AS1418.10 Appendix A				Manufacturer: Zhejiang Dingli Machinery Co., Ltd Machine: Mobile Elevated Work Platform Serial number: BT30RT, BT28RT, BT26SRT, BT26RT, BT24RT, BA28RT, BA24RT			author: Dingli date: 2021.1.2				
Identification of hazards				Risk evaluation				Risk estimation, EN 13849-1 or EN954 or type I/II/III			
Phase of life	Hazard group, type	Origin group, type	Potential consequences	occurrence or protection goal	Description of solution	Standards	S	F	P	pl	Statement
		surface <input checked="" type="checkbox"/> Sharp edges <input checked="" type="checkbox"/> Stability <input type="checkbox"/> Vacuum	<input type="checkbox"/> Suffocation								
4.2	See 4.1/4.3	See 4.1/4.3	See 4.1/4.3	See 4.1/4.3	See 4.1/4.3	See 4.1/4.3					See 4.1/4.3
4.3	Electrical Hazards	<input type="checkbox"/> Arc <input type="checkbox"/> Electromagnetic phenomena <input checked="" type="checkbox"/> Electrostatic phenomena <input checked="" type="checkbox"/> Live parts <input type="checkbox"/> Not enough distance to live parts under high voltage <input checked="" type="checkbox"/> Overload <input checked="" type="checkbox"/> Parts which have become live under fault conditions <input checked="" type="checkbox"/> Short-circuit <input type="checkbox"/> Thermal	<input checked="" type="checkbox"/> Burn <input type="checkbox"/> Chemical effects <input type="checkbox"/> Effects on medical implants <input checked="" type="checkbox"/> Electrocutation <input checked="" type="checkbox"/> Falling, being thrown <input checked="" type="checkbox"/> Fire <input type="checkbox"/> Projection of molten particles <input checked="" type="checkbox"/> Shock	Any risk related to electrical fault will be checked automatically and view check according to manual	Inherently safe machinery design and construction: Refer to EN 280:2013+A1:2015 +EN60204-32 No electronic circuit for safety circuit	EN 280:2013+A1:2015 +EN60204-32 as reference,					See 4.1

<h1>Risk Assessment</h1> <h2>according to AS1418.10</h2> <h3>Appendix A</h3>				Manufacturer: Zhejiang Dingli Machinery Co., Ltd Machine: Mobile Elevated Work Platform Serial number: BT30RT, BT28RT, BT26SRT, BT26RT, BT24RT, BA28RT, BA24RT			author: Dingli date: 2021.1.2					
------------------------------------------------------------------------------	--	--	--	----------------------------------------------------------------------------------------------------------------------------------------------------------------------	--	--	----------------------------------	--	--	-------------------------------------------------------------------------------------	--	--

Identification of hazards				Risk evaluation				Risk estimation, EN 13849-1 or EN954 or type I/II/III				
Phase of life	Hazard group, type	Origin group, type	Potential consequences	occurrence or protection goal	Description of solution	Standards	S	F	P	pl	Statement	

4.4	Thermal Hazards	radiation <input type="checkbox"/> Explosion <input type="checkbox"/> Flame <input type="checkbox"/> Objects or materials with a high or low temperature <input type="checkbox"/> Radiation from heat sources	<input type="checkbox"/> Bun <input type="checkbox"/> Dehydration <input type="checkbox"/> Discomfort <input type="checkbox"/> Frostbite <input type="checkbox"/> Injuries by the radiation of heat sources <input type="checkbox"/> Scald	Not relevant	Not relevant	N/A					N/A
4.5	Noise hazards	<input type="checkbox"/> Cavitation phenomena <input type="checkbox"/> Exhausting system <input type="checkbox"/> Gas leaking at high speed <input checked="" type="checkbox"/> Manufacturing process (stamping, cutting etc) <input checked="" type="checkbox"/> Moving parts <input type="checkbox"/> Scraping surfaces <input type="checkbox"/> Unbalanced	<input checked="" type="checkbox"/> Discomfort <input type="checkbox"/> Loss of awareness <input type="checkbox"/> Loss of balance <input type="checkbox"/> Permanent hearing loss <input checked="" type="checkbox"/> Stress <input type="checkbox"/> Tinnitus <input type="checkbox"/> Tiredness <input type="checkbox"/> Any other (e.g. mechanical,	Refer to comments.	Inform users of the residual risks: The manual has indicated the sound pressure level below 70dB	EN 280:2013+A1:2015+MSD					OK

<h1>Risk Assessment</h1> <h2>according to AS1418.10</h2> <h3>Appendix A</h3>	<p>Manufacturer: Zhejiang Dingli Machinery Co., Ltd</p> <p>Machine: Mobile Elevated Work Platform</p> <p>Serial number: BT30RT, BT28RT, BT26SRT, BT26RT, BT24RT, BA28RT, BA24RT</p>	<p>author: Dingli</p> <p>date: 2021.1.2</p>	
------------------------------------------------------------------------------	-------------------------------------------------------------------------------------------------------------------------------------------------------------------------------------	---------------------------------------------	-------------------------------------------------------------------------------------

Identification of hazards				Risk evaluation			Risk estimation, EN 13849-1 or EN954 or type I/II/III				
Phase of life	Hazard group, type	Origin group, type	Potential consequences	occurrence or protection goal	Description of solution	Standards	S	F	P	pl	Statement

		rotating parts <input type="checkbox"/> Whisting pneumatics <input checked="" type="checkbox"/> Worn parts	electrical) as a consequence of an interference with speech communication or with acoustic signals								
4.6	Vibration Hazards	<input type="checkbox"/> Cavitation phenomena <input checked="" type="checkbox"/> Misalignment of moving parts <input checked="" type="checkbox"/> Mobile equipment <input type="checkbox"/> Scraping surfaces <input type="checkbox"/> Unbalanced rotating parts <input type="checkbox"/> Vibrating equipment <input checked="" type="checkbox"/> Worn parts	<input checked="" type="checkbox"/> Discomfort <input type="checkbox"/> Low-back morbidity <input type="checkbox"/> Neurological disorder <input type="checkbox"/> Osteo-articular disorder <input type="checkbox"/> Trauma of the spine <input type="checkbox"/> Vascular disorder	Vibration will neither make the passenger uncomfortable nor damage the structure	Inherently safe machinery design protects the vibration from discomforting passengers and from damaging the structure. Dynamic load test performed and found satisfactory	EN 280:2013+A1:2015					OK
4.7	Radiation Hazards	<input type="checkbox"/> Lionising radiation source <input type="checkbox"/> Low frequency	<input type="checkbox"/> Burn <input type="checkbox"/> Damage to eyes and skin	Not relevant	Not relevant	N/A					N/A

<h1>Risk Assessment</h1> <h2>according to AS1418.10</h2> <h3>Appendix A</h3>	<p>Manufacturer: Zhejiang Dingli Machinery Co., Ltd</p> <p>Machine: Mobile Elevated Work Platform</p> <p>Serial number: BT30RT, BT28RT, BT26SRT, BT26RT, BT24RT, BA28RT, BA24RT</p>	<p>author: Dingli</p> <p>date: 2021.1.2</p>	
------------------------------------------------------------------------------	-------------------------------------------------------------------------------------------------------------------------------------------------------------------------------------	---------------------------------------------	-------------------------------------------------------------------------------------


Identification of hazards				Risk evaluation			Risk estimation, EN 13849-1 or EN954 or type I/II/III				
Phase of life	Hazard group, type	Origin group, type	Potential consequences	occurrence or protection goal	Description of solution	Standards	S	F	P	pl	Statement

		electromagnetic radiation <input type="checkbox"/> Optical radiation (infrared, visible and ultraviolet), including laser <input type="checkbox"/> Radio frequency electromagnetic radiation	<input type="checkbox"/> Effects on reproductive capability <input type="checkbox"/> Genetic mutation <input type="checkbox"/> Headache, insomnia, etc.								
4.8	Material/substance hazards	<input type="checkbox"/> Aerosol <input type="checkbox"/> Biological and microbiological (viral or bacterial) agent <input type="checkbox"/> Combustible <input type="checkbox"/> Dust <input type="checkbox"/> Explosive <input type="checkbox"/> Fibre <input type="checkbox"/> Flammable <input checked="" type="checkbox"/> Fluid <input type="checkbox"/> Fume <input type="checkbox"/> Gas	<input type="checkbox"/> Breathing difficulties, suffocation <input type="checkbox"/> Cancer <input type="checkbox"/> Corrosion <input type="checkbox"/> Effects on reproductive capability <input checked="" type="checkbox"/> Fire <input type="checkbox"/> Infection <input type="checkbox"/> Mutation <input type="checkbox"/> Poisoning <input type="checkbox"/> Sensitization	Not relevant	Not relevant	N/A					N/A

<h1>Risk Assessment</h1> <h2>according to AS1418.10</h2> <h3>Appendix A</h3>	<p>Manufacturer: Zhejiang Dingli Machinery Co., Ltd</p> <p>Machine: Mobile Elevated Work Platform</p> <p>Serial number: BT30RT, BT28RT, BT26SRT, BT26RT, BT24RT, BA28RT, BA24RT</p>	<p>author: Dingli</p> <p>date: 2021.1.2</p>	
------------------------------------------------------------------------------	-------------------------------------------------------------------------------------------------------------------------------------------------------------------------------------	---------------------------------------------	-------------------------------------------------------------------------------------

Identification of hazards				Risk evaluation			Risk estimation, EN 13849-1 or EN954 or type I/II/III				
Phase of life	Hazard group, type	Origin group, type	Potential consequences	occurrence or protection goal	Description of solution	Standards	S	F	P	pl	Statement

		<input type="checkbox"/> Mist <input type="checkbox"/> Oxidizer	<input type="checkbox"/> Static electricity risk								
4.9	Ergonomic hazards	<input checked="" type="checkbox"/> Access <input type="checkbox"/> Disign or location of indicators and visual displays units <input checked="" type="checkbox"/> Design, location or identification of control devices <input type="checkbox"/> Effort <input type="checkbox"/> Flicker, dazzling, shadow, stroboscopic effect <input type="checkbox"/> Local lighting <input type="checkbox"/> Mental overload/underload <input type="checkbox"/> Posture <input type="checkbox"/> Repetitive activity	<input checked="" type="checkbox"/> Discomfort <input type="checkbox"/> Fatigue <input type="checkbox"/> Musculoskeletal disorder <input type="checkbox"/> Stress <input type="checkbox"/> Any other (e.g.mechanical, electrical) as a consequence of human error	The position of control device need to be taken into account The access means need to be taken into account	Inherently safe machinery design	EN 280:2013+A1:2015 as reference,					OK

Risk Assessment according to AS1418.10 Appendix A				Manufacturer: Zhejiang Dingli Machinery Co., Ltd Machine: Mobile Elevated Work Platform Serial number: BT30RT, BT28RT, BT26SRT, BT26RT, BT24RT, BA28RT, BA24RT			author: Dingli date: 2021.1.2				
Identification of hazards				Risk evaluation				Risk estimation, EN 13849-1 or EN954 or type I/II/III			
Phase of life	Hazard group, type	Origin group, type	Potential consequences	occurrence or protection goal	Description of solution	Standards	S	F	P	pl	Statement
		<input type="checkbox"/> Visibility									
4.10	Hazards associated with environment in which the machine is used	<input checked="" type="checkbox"/> Dust and fog <input checked="" type="checkbox"/> Electromagnetic disturbance <input checked="" type="checkbox"/> Lighting <input type="checkbox"/> Moisture <input checked="" type="checkbox"/> Pollution <input checked="" type="checkbox"/> Snow <input checked="" type="checkbox"/> Temperature <input checked="" type="checkbox"/> Water <input checked="" type="checkbox"/> Wind <input type="checkbox"/> Lack of oxygen	<input type="checkbox"/> Burn <input type="checkbox"/> Slight disease <input checked="" type="checkbox"/> Slipping, falling <input type="checkbox"/> Suffocation <input checked="" type="checkbox"/> Any other as a consequence of the effect caused by the sources of the hazards on the machine or parts of the machine	Working condition and EMC need to be considered	Inherently safe machinery design and construction and inform users of the residual risks: 1.2204/108/EEC addressed 2. Lighting for the control panel is provided and the lighting for access is indicated in the manual 3. Snow, wind loads are considered in the design and structural calculation 4. Ambient temperature is defined in the manual 5. All electric parts are protected by the enclosure with enough IP degree according to EN 280:2013+A1:2015	EN 280:2013+A1:2015 + MSD as reference,					OK
4.11	Combination of hazards	<input type="checkbox"/> E.g.repetitive activity + effort + high environmental temperature	<input type="checkbox"/> E.g. dehydration, loss of awareness, heat stroke	Not relevant	Not relevant	N/A					N/A
4.12	Energy loss ,breaking down hazards	<input checked="" type="checkbox"/> Failure of energy supply (incl. control circuits)	<input type="checkbox"/> Being thrown <input checked="" type="checkbox"/> Cutting or	All risk related to unexpected starting or energy loss need to be taken into account	Inherently safe machinery design and construction, take necessary protection measures:	EN 280:2013+A1:2015 + EN 60204-1:2006+A1:2009 +					OK

<h1>Risk Assessment</h1> <h2>according to AS1418.10</h2> <h3>Appendix A</h3>	Manufacturer: Zhejiang Dingli Machinery Co., Ltd Machine: Mobile Elevated Work Platform Serial number: BT30RT, BT28RT, BT26SRT, BT26RT, BT24RT, BA28RT, BA24RT	author: Dingli date: 2021.1.2	
------------------------------------------------------------------------------	----------------------------------------------------------------------------------------------------------------------------------------------------------------------	----------------------------------	-------------------------------------------------------------------------------------

Identification of hazards				Risk evaluation			Risk estimation, EN 13849-1 or EN954 or type I/II/III				
Phase of life	Hazard group, type	Origin group, type	Potential consequences	occurrence or protection goal	Description of solution	Standards	S	F	P	pl	Statement

		<input checked="" type="checkbox"/> Unexpected ejection of machine parts or fluid <input type="checkbox"/> Errors of fitting	severing <input checked="" type="checkbox"/> Drawing-in or trapping <input type="checkbox"/> Entanglement <input checked="" type="checkbox"/> Friction or abrasion <input checked="" type="checkbox"/> Impact <input type="checkbox"/> Injection <input checked="" type="checkbox"/> Shearing <input checked="" type="checkbox"/> Slipping, tripping and falling <input checked="" type="checkbox"/> Stabbing or puncture <input type="checkbox"/> Suffocation		1. Brakes and cut-off valves are designed to be engaged as soon as the power losses, preventing the lift from falling.	MSD as reference,					
--	--	-------------------------------------------------------------------------------------------------------------------------------------	--------------------------------------------------------------------------------------------------------------------------------------------------------------------------------------------------------------------------------------------------------------------------------------------------------------------------------------------------------------------------------------------------------------------------------------------------------------------------------------------------	--	------------------------------------------------------------------------------------------------------------------------	-------------------	--	--	--	--	--

<h1>Risk Assessment</h1> <h2>according to AS1418.10</h2> <h3>Appendix A</h3>	<p>Manufacturer: Zhejiang Dingli Machinery Co., Ltd</p> <p>Machine: Mobile Elevated Work Platform</p> <p>Serial number: BT30RT, BT28RT, BT26SRT, BT26RT, BT24RT, BA28RT, BA24RT</p>	<p>author: Dingli</p> <p>date: 2021.1.2</p>	
------------------------------------------------------------------------------	-------------------------------------------------------------------------------------------------------------------------------------------------------------------------------------	---------------------------------------------	-------------------------------------------------------------------------------------

Identification of hazards				Risk evaluation			Risk estimation, EN 13849-1 or EN954 or type I/II/III				
Phase of life	Hazard group, type	Origin group, type	Potential consequences	occurrence or protection goal	Description of solution	Standards	S	F	P	pl	Statement


5 Cleaning												
5.1	Hazards associated with all tasks	<input checked="" type="checkbox"/> Adjustments <input type="checkbox"/> Cleaning, disinfection <input type="checkbox"/> Dismantling /removal of parts, components, devices of the machine <input type="checkbox"/> Housekeeping <input checked="" type="checkbox"/> Isolation end energy dissipation <input checked="" type="checkbox"/> Lubrication <input checked="" type="checkbox"/> Replacement of worn parts <input type="checkbox"/> Resetting <input type="checkbox"/> Restoring fluid levels <input type="checkbox"/> Verification of parts, components, devices of the machine	<input checked="" type="checkbox"/> Crushing <input checked="" type="checkbox"/> Cutting or severing <input checked="" type="checkbox"/> Friction or abrasion <input checked="" type="checkbox"/> Impact <input type="checkbox"/> Injection <input checked="" type="checkbox"/> Shearing <input checked="" type="checkbox"/> Stabbing or puncture	Machine , components and accessories	<p>Inherently safe machinery design and inform users of the residual risks:</p> <p>Refer to EN 280:2013+A1:2015 and manual</p>	EN 280:2013+A1:2015 + MSD as reference,						OK


Risk Assessment according to AS1418.10 Appendix A				Manufacturer: Zhejiang Dingli Machinery Co., Ltd Machine: Mobile Elevated Work Platform Serial number: BT30RT, BT28RT, BT26SRT, BT26RT, BT24RT, BA28RT, BA24RT			author: Dingli date: 2021.1.2			
------------------------------------------------------------------	--	--	--	----------------------------------------------------------------------------------------------------------------------------------------------------------------------	--	--	----------------------------------	--	-------------------------------------------------------------------------------------	--


Identification of hazards				Risk evaluation			Risk estimation, EN 13849-1 or EN954 or type I/II/III				
Phase of life	Hazard group, type	Origin group, type	Potential consequences	occurrence or protection goal	Description of solution	Standards	S	F	P	pl	Statement

--	--	--	--	--	--	--	--	--	--	--	--

6 Process interferences, troubleshooting, fault clearance											
6.1	Hazards associated with all tasks	<input checked="" type="checkbox"/> Adjustments <input checked="" type="checkbox"/> Dismantling /removal of parts, components, devices of the machine <input checked="" type="checkbox"/> Faultfinding <input checked="" type="checkbox"/> Isolation end energy dissipation <input checked="" type="checkbox"/> Recovering from control and protective devices failure <input type="checkbox"/> Recovering from jam <input checked="" type="checkbox"/> Repairing <input checked="" type="checkbox"/> Replacement of parts, components, devices of the machine <input checked="" type="checkbox"/> Rescue of	<input checked="" type="checkbox"/> Crushing <input checked="" type="checkbox"/> Cutting or severing <input type="checkbox"/> Friction or abrasion <input checked="" type="checkbox"/> Impact <input type="checkbox"/> Injection <input checked="" type="checkbox"/> Shearing <input checked="" type="checkbox"/> Stabbing or puncture	Machine , components and accessories	Inherently safe machinery design and inform users of the residual risks: Refer to EN 280:2013+A1:2015 clause 5 and manual	EN 280:2013+A1:2015+ EN 60204 -1 + MSD as reference					OK

Risk Assessment according to AS1418.10 Appendix A				Manufacturer: Zhejiang Dingli Machinery Co., Ltd Machine: Mobile Elevated Work Platform Serial number: BT30RT, BT28RT, BT26SRT, BT26RT, BT24RT, BA28RT, BA24RT			author: Dingli date: 2021.1.2				
Identification of hazards				Risk evaluation				Risk estimation, EN 13849-1 or EN954 or type I/II/III			
Phase of life	Hazard group, type	Origin group, type	Potential consequences	occurrence or protection goal	Description of solution	Standards	S	F	P	pl	Statement
		trapped persons <input checked="" type="checkbox"/> Resetting <input checked="" type="checkbox"/> Verification of parts, components, devices of the machine									
7 Maintenance											
7.1	Hazards associated with all tasks	<input checked="" type="checkbox"/> Adjustments <input type="checkbox"/> Cleaning, disinfection <input checked="" type="checkbox"/> Dismantling /removal of parts, components, devices of the machine <input type="checkbox"/> Housekeeping <input checked="" type="checkbox"/> Isolation end energy dissipation <input checked="" type="checkbox"/> Lubrication <input checked="" type="checkbox"/> Replacement of worn parts	<input type="checkbox"/> Crushing <input checked="" type="checkbox"/> Cutting or severing <input type="checkbox"/> Friction or abrasion <input checked="" type="checkbox"/> Impact <input type="checkbox"/> Injection <input checked="" type="checkbox"/> Shearing <input checked="" type="checkbox"/> Stabbing or puncture	Machine , components and accessories	Inherently safe machinery design and inform users of the residual risks: Refer to EN 280:2013+A1:2015 clause 7	EN 280:2013+A1:2015 as reference					OK

Risk Assessment according to AS1418.10 Appendix A				Manufacturer: Zhejiang Dingli Machinery Co., Ltd Machine: Mobile Elevated Work Platform Serial number: BT30RT, BT28RT, BT26SRT, BT26RT, BT24RT, BA28RT, BA24RT			author: Dingli date: 2021.1.2					
Identification of hazards				Risk evaluation						Risk estimation, EN 13849-1 or EN954 or type I/II/III		
Phase of life	Hazard group, type	Origin group, type	Potential consequences	occurrence or protection goal	Description of solution	Standards	S	F	P	pl	Statement	
		<input checked="" type="checkbox"/> Resetting <input type="checkbox"/> Restoring fluid levels <input checked="" type="checkbox"/> Verification of parts, components, devices of the machine										
8 Placing out of operation, disassembling, waste disposal												
8.1	Hazards associated with all tasks	<input checked="" type="checkbox"/> Disconnection and energy dissipation <input checked="" type="checkbox"/> Dismantling <input checked="" type="checkbox"/> Lifting <input checked="" type="checkbox"/> Loading <input checked="" type="checkbox"/> Packing <input checked="" type="checkbox"/> Transportation <input checked="" type="checkbox"/> Unloading	<input type="checkbox"/> Crushing <input checked="" type="checkbox"/> Cutting or severing <input type="checkbox"/> Friction or abrasion <input checked="" type="checkbox"/> Impact <input type="checkbox"/> Injection <input checked="" type="checkbox"/> Shearing <input checked="" type="checkbox"/> Stabbing or puncture	Machine , components and accessories	Inherently safe machinery design and inform users of the residual risks: Refer to EN 280:2013+A1:2015	EN 280:2013+A1:2015 as reference					OK	

Risk Assessment according to AS1418.10 Appendix A				Manufacturer: Zhejiang Dingli Machinery Co., Ltd Machine: Mobile Elevated Work Platform Serial number: BT30RT, BT28RT, BT26SRT, BT26RT, BT24RT, BA28RT, BA24RT			author: Dingli date: 2021.1.2				
Identification of hazards				Risk evaluation				Risk estimation, EN 13849-1 or EN954 or type I/II/III			
Phase of life	Hazard group, type	Origin group, type	Potential consequences	occurrence or protection goal	Description of solution	Standards	S	F	P	pl	Statement